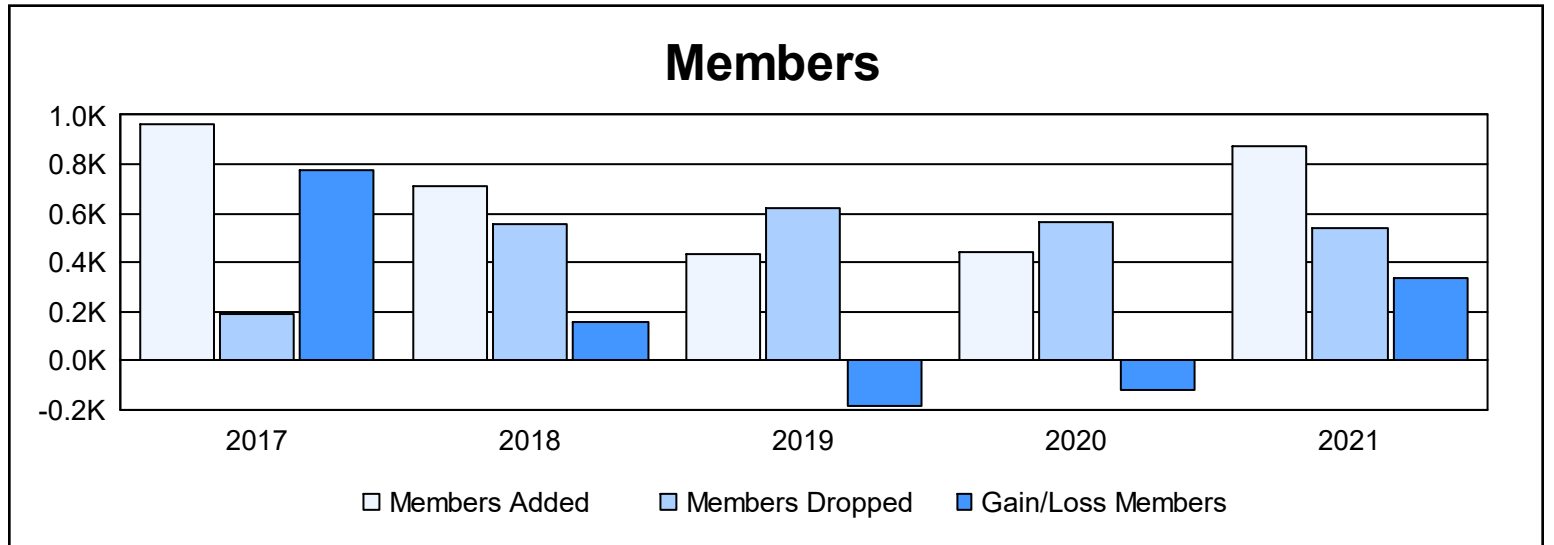
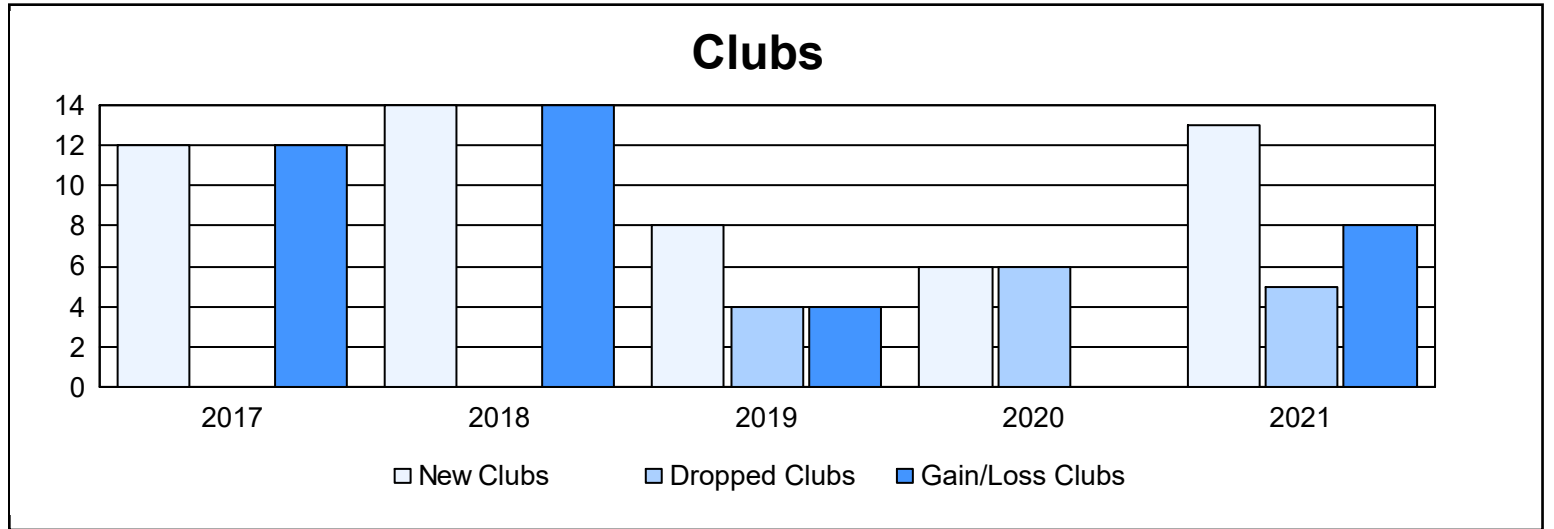
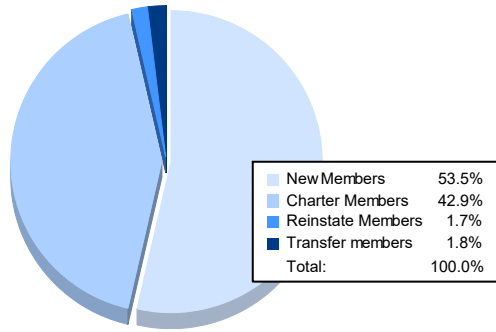


Year	New Clubs	Dropped Clubs	Gain/ Loss Clubs	New Members	Charter Members	Reinstate Members	Transfer Members	Total Member Added	Total Members Dropped	Gain/ Loss Members
2016-2017	12	0	12	607	333	25	2	967	191	776
2017-2018	14	0	14	350	334	22	3	709	555	154
2018-2019	8	4	4	212	190	27	2	431	619	-188
2019-2020	6	6	0	153	188	33	70	444	562	-118
2020-2021	13	5	8	466	374	15	16	871	536	335
<b>Average</b>	<b>11</b>	<b>3</b>	<b>8</b>	<b>358</b>	<b>284</b>	<b>24</b>	<b>19</b>	<b>684</b>	<b>493</b>	<b>192</b>



### Membership Composition June 2021 Cumulative



### Gender Composition June 2021 Cumulative

